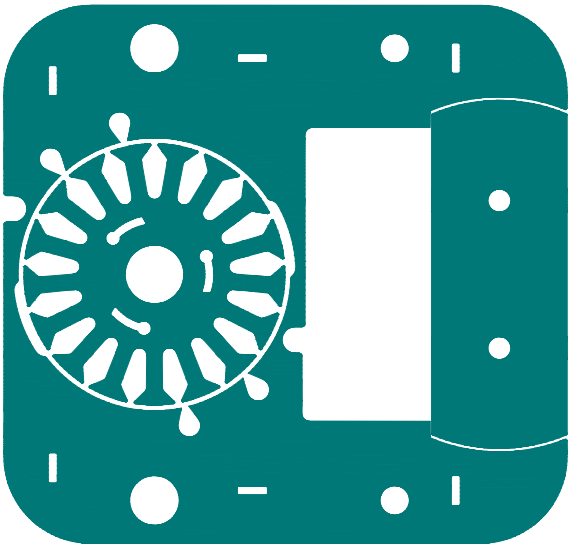

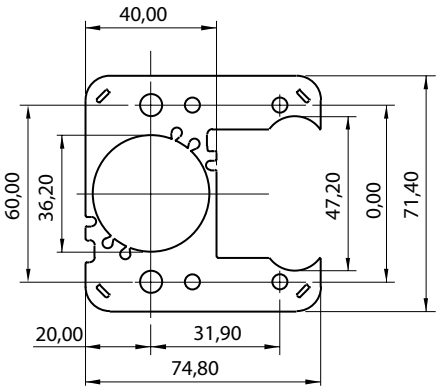

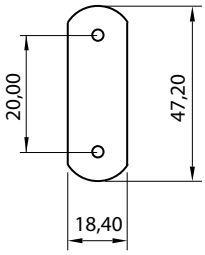

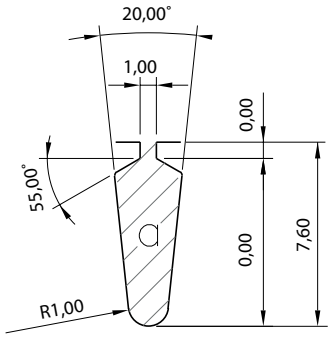

EU 0263C

Lamierini tranciati - Motori a poli schermati

SS071C CPK

DE mm	DI mm	LU mm	LA mm	LI mm	PB mm	α1 °	α2 °
0,00	36,20	74,80	71,40	20,00	39,00	13,00	42,00

#	RI	PT	NF	CP	RF	$P_{1\ mm}$ g
5		✓	✓			19,7

TS071C

DI mm	L mm	S mm
20,00	47,2	18,40

#	RI mm	$P_{1\ mm}$ g
1	✓	6.48

RS035C CPK

de mm	n	a mmq	Id mm	ac mm
35,70	17	18,76	2,20	1,00

#	di mm	pz	c	l	$P_{1\ mm}$ g
1	6,02				5,02
2	8				4,85
3	7				4,95

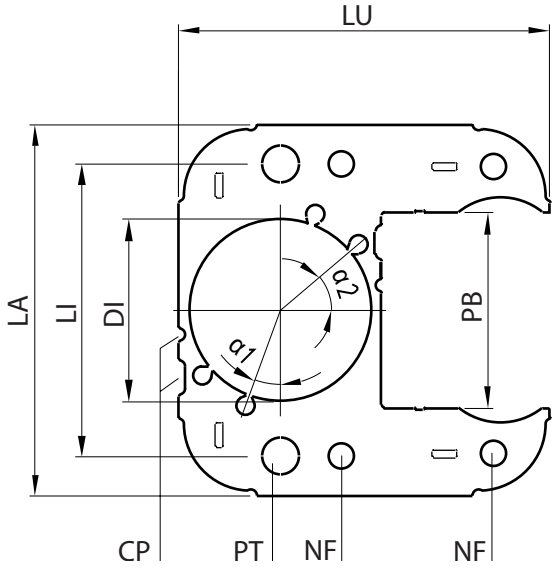

LEGENDA STATORE - sezione C	
DI	Diametro interno
LU	Lunghezza
LA	Larghezza
LI	Interasse
PB	Passaggio bobina
α1	Ampiezza angolo 1
α2	Ampiezza angolo 2
PT	Fori passaggio tiranti
NF	Fori per fissaggio
CP	Cave periferiche
$P_{1\ mm}$	Peso indicativo g per 1 mm/sp.

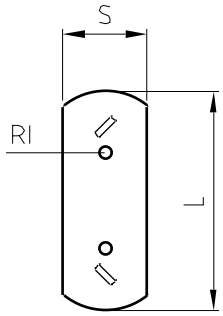

LEGENDA TEGOLO - sezione C	
S	Larghezza
L	Lunghezza
RI	Fori per rivetti
$P_{1\ mm}$	Peso indicativo g per 1 mm/sp.

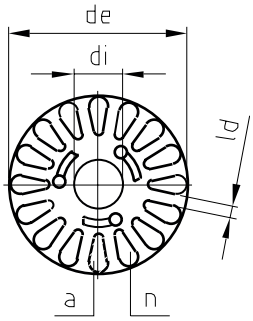

LEGENDA ROTORE - sezione C	
de	Diametro esterno
di	Diametro interno
n	Numero cave
a	Area cava
ld	Larghezza dente
$P_{1\ mm}$	Peso indicativo g per 1 mm/sp.

NOTE